




Tips for

Keeping All Students Engaged—by Age Group

Engaging students in their learning is essential to their success. Teachers who have successfully engaged students have proven these strategies work at any grade level if you make adjustments to ensure activities are age appropriate.



Prepare Students and Set Expectations	Have Students Track Their Progress	Regularly Share Updates and Celebrate	Hold Class Competitions and Celebrations	Talk to Students about Their Data
<div style="display: flex; align-items: center;">  <div> <p>Younger Students Focus on the fun, and celebrate their progress individually and as a class as often as possible.</p> </div> </div>				
<ul style="list-style-type: none"> • Make sure students know how to use their technology. • Ensure students can log in and take their lessons. • Get students excited to take online lessons. 	<ul style="list-style-type: none"> • Teach students how to read the dashboard and check their progress. • Have families help students track the information that appears on their dashboard. 	<ul style="list-style-type: none"> • Send certificates and notes home and call families. • Acknowledge students in front of the class. 	<ul style="list-style-type: none"> • Keep a class competition tracker that's easy to display. • Reward class achievements (e.g., virtual field trips, a teacher video, or silly pictures). 	<ul style="list-style-type: none"> • Schedule conferences with students and families. • Have data chats using the age-appropriate language and worksheet options.
<div style="display: flex; align-items: center;">  <div> <p>Older Students Focus on the why, ensuring they understand the benefits of the program's instruction and helping them take ownership.</p> </div> </div>				
<ul style="list-style-type: none"> • Help students understand the benefits of instruction and how it helps. 	<ul style="list-style-type: none"> • Have students keep track of their lesson progress and reflect on their learning. 	<ul style="list-style-type: none"> • Ask students how they want to be celebrated and create a system to match. • Send positive notes or text messages, or call families. 	<ul style="list-style-type: none"> • Have a student leader maintain a class competition tracker. • Reward class achievements (e.g., free time, homework passes, permission to eat snacks during class). 	<ul style="list-style-type: none"> • Schedule conferences with students. Include families if available. Have students lead the conversation and offer prompting questions that encourage reflection.

For additional tips and tools, please visit CurriculumAssociates.com/Teaching-Learning-2020.